

Welcome!

*Long Term Care
Housing and Living
Options*



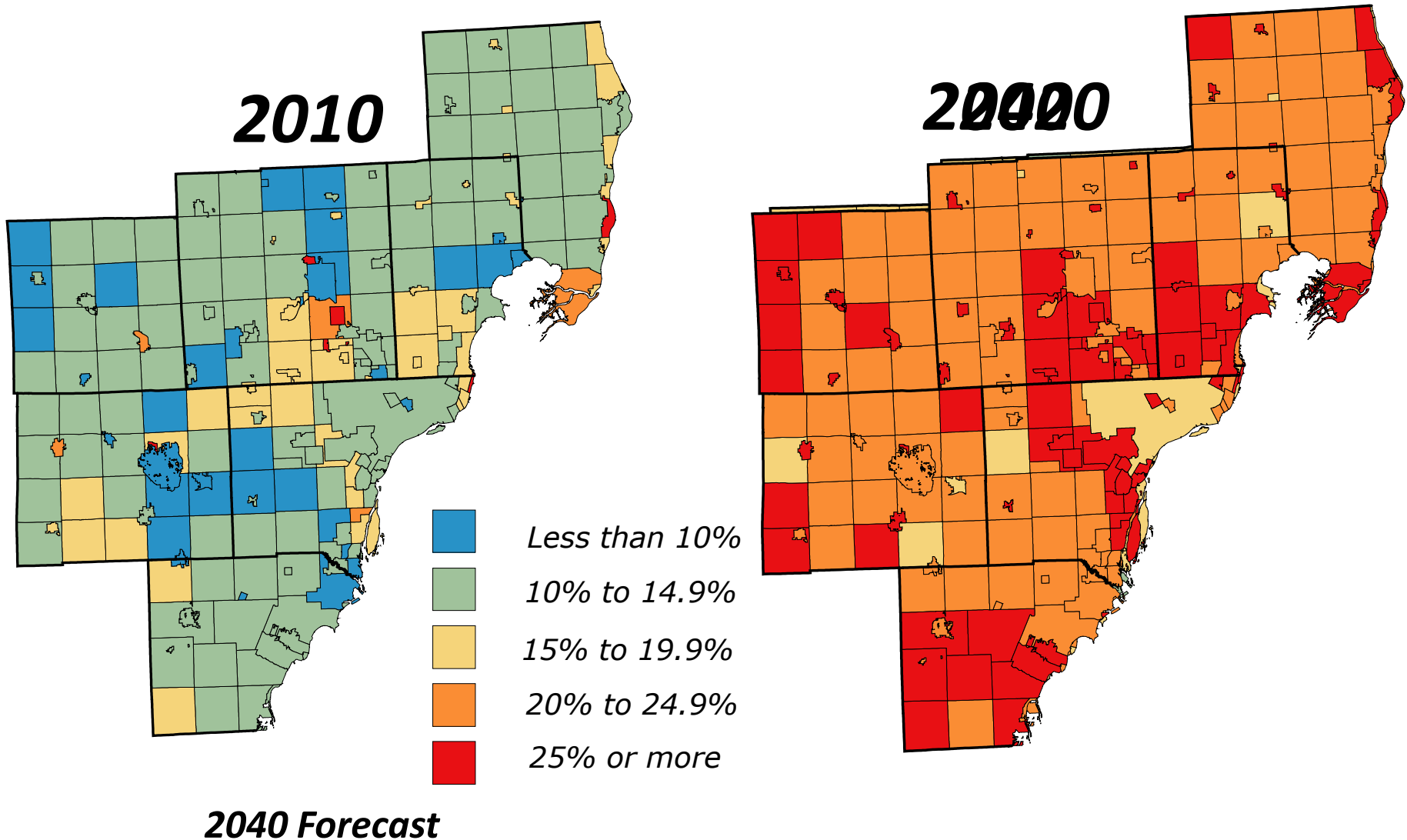
Aging Statistics

- 10,000 people a day turn 65
- 36% of Americans contribute nothing at all to retirement savings
- 35% of Americans currently over 65 rely solely on Social Security
- 35% of centenarians live in a nursing home
- From 2000 to 2010, the population of 45-64 year olds and 65 and over each grew faster than the population under 45 (US Census). This will occur again from 2010 to 2020.
- The number of people over 65 already surpasses the number of school-aged children in 33 of 83 MI counties.

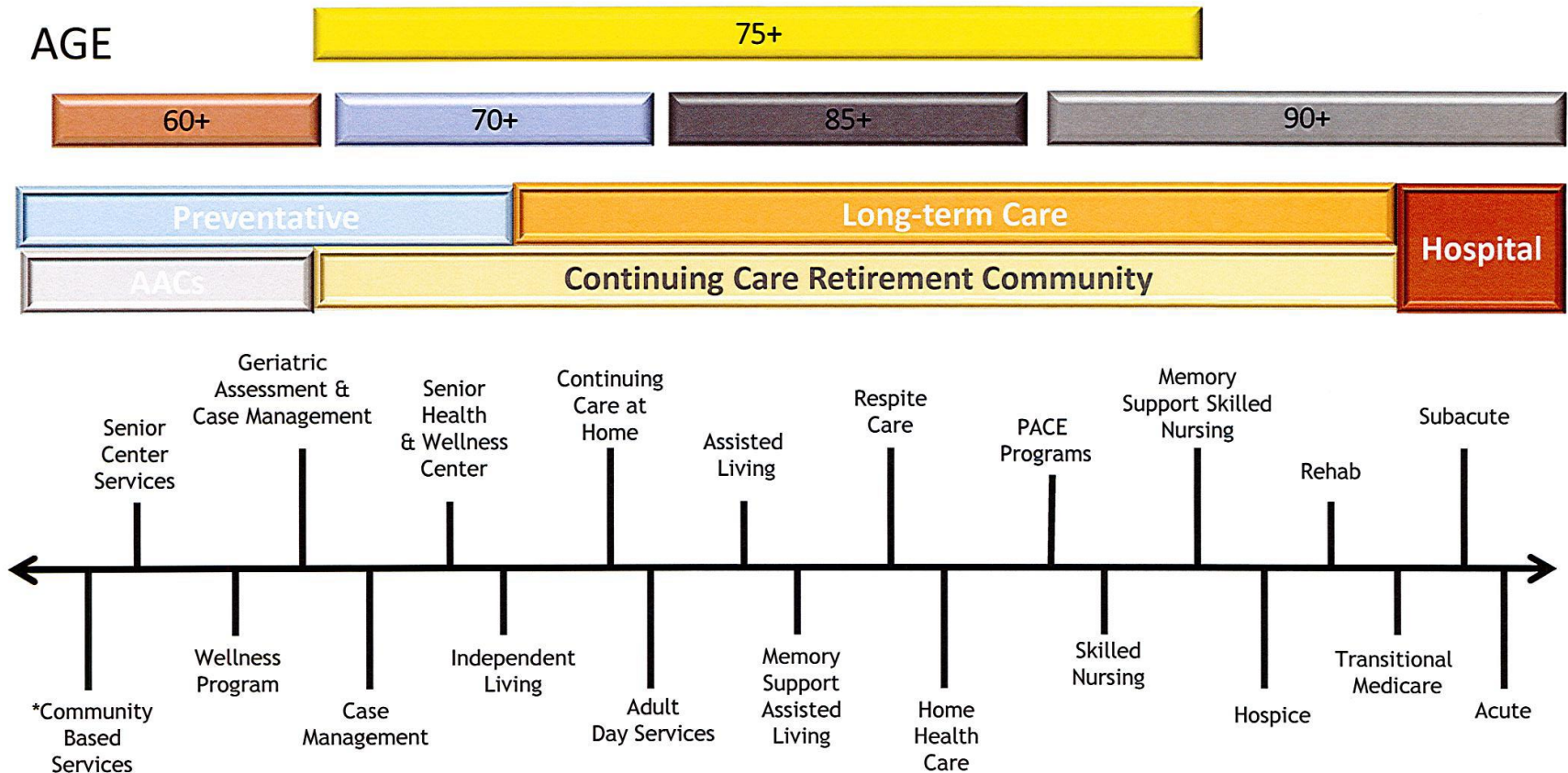


Senior Growth Will Be Rapid in Urban, Suburban Communities Alike

Population 65 and older, 2010, 2020, 2040



THE SPECTRUM OF CHOICES FOR SENIORS



*Transportation; Information/Referral; Counseling; Meals-on-Wheels; Integrated Day Care; Homemaker/Chore/Housekeeping; and Emergency Response System

Adapted from Greystone Communities' Continuum of Care Chart



Non-retirement community options

- Live at home (use wellness center, senior center, etc.) – independent
- Live at home with home care or home health services - mild to moderate assistance
- Continuing Care at Home – varies in scope
- Live at home with PACE – significant needs




Non-retirement community options (PACE)

- PACE stands for Program of All-inclusive Care for the Elderly
 - Must be able to live at home safely
 - Must be 55+
 - Nursing home eligible
 - Limited to certain geographic areas
 - Over 90% Medicare and Medicaid eligible
 - Services coordinated by the interdisciplinary team
-

PACE Interdisciplinary Team

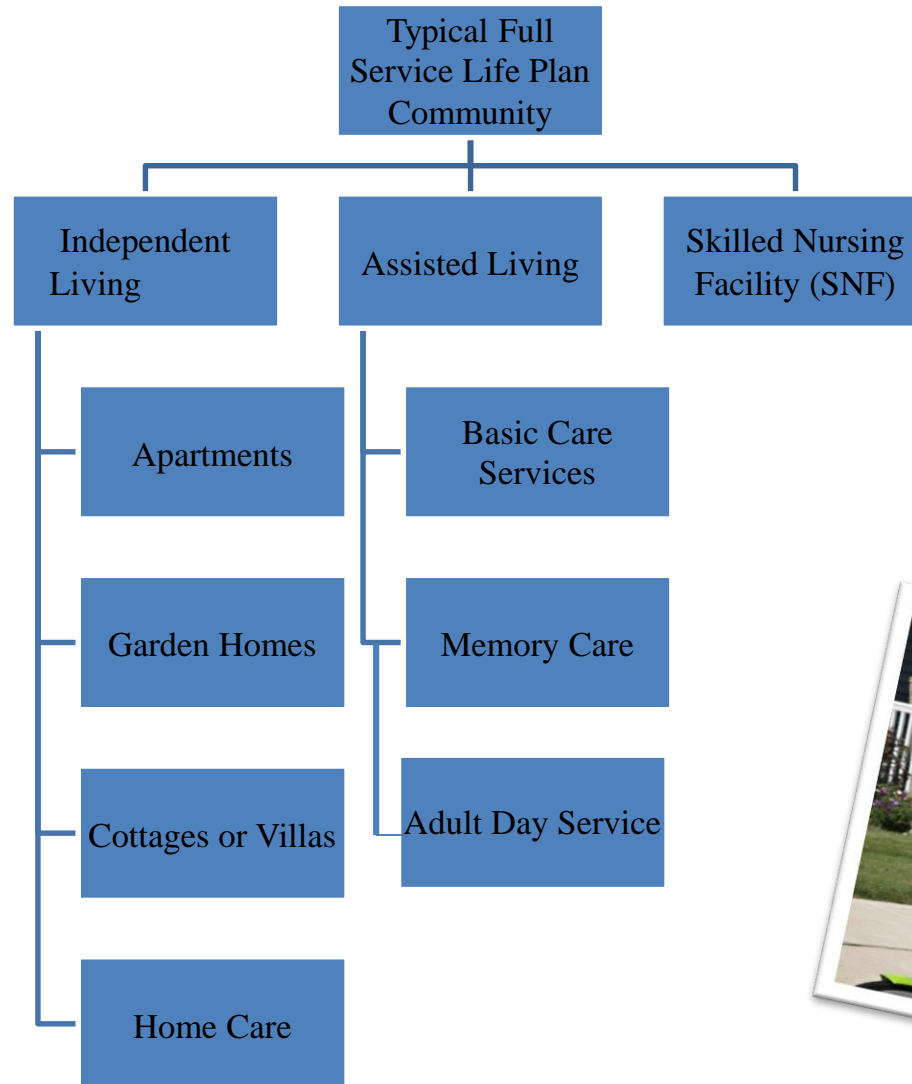
Interdisciplinary Team



PACE

- Typical participant comes to the day center 2-3 times per week
 - PACE center has primary care offices, day center programming and rehabilitation
 - PACE covers all health care services
 - Transportation to the center and to specialists is provided
 - Home care is available if necessary
 - 98% of participants remain out of nursing facilities
-

Continuing Care Retirement Community (Life Plan Community)



Typical Retirement Community Options

- Independent Living Homes
- Independent Living Apartments
- Assisted Living
- Memory Care
- Skilled Nursing

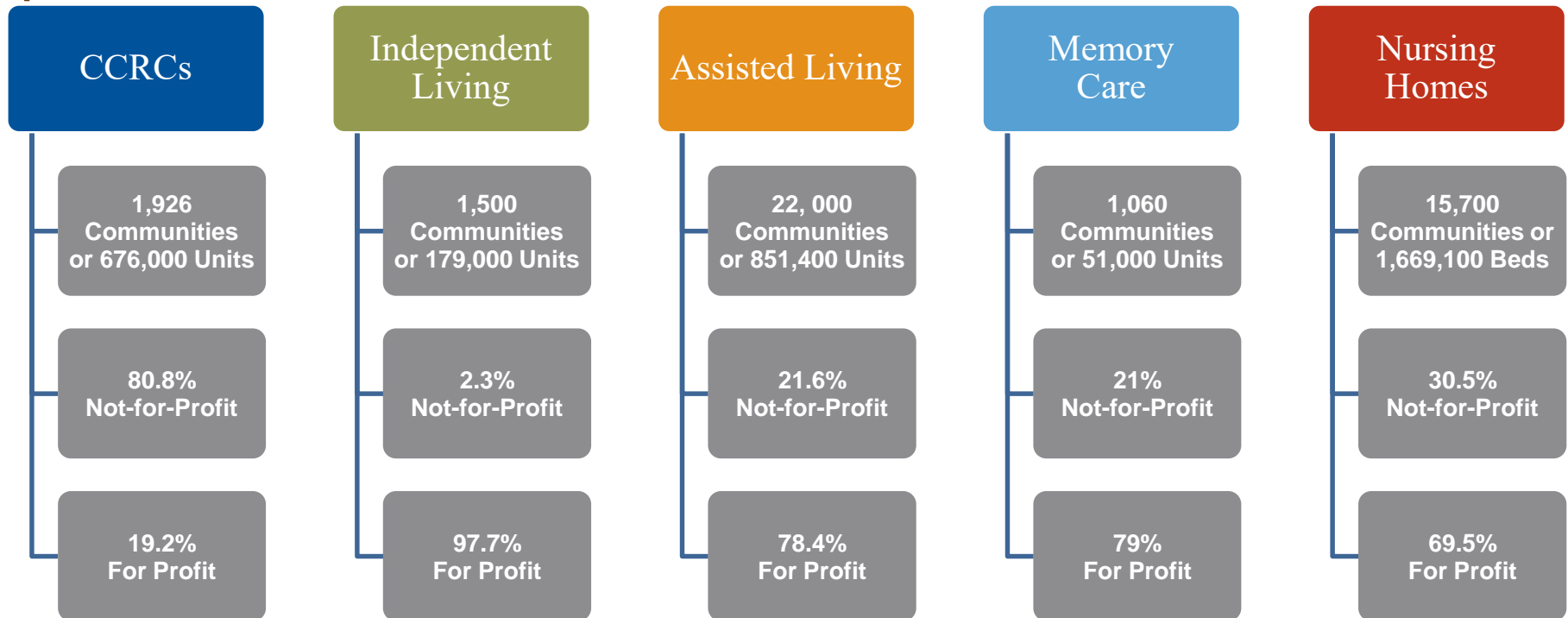


Types of Services and Payment

- Independent Living – Private Pay or Income-based
- Assisted Living (HFA and AFC) – Private, LTC Insurance and benevolent care
- Skilled Nursing – Medicare, Medicaid, Private and Insurance
- In-Home Care – Medicare, Medicaid (limited) or Private



For Profit vs. Not-For-Profit



Thank you!

Questions now? later?

John Thorhauer

jthorhauer@umrc.com



UNITED METHODIST
RETIREMENT COMMUNITIES
